

Unshielded I/O Cables



Specifications

No. of cores	20	26	34	40	50
Construction (No./mm)	7/0.127(AWG28) Material: Tin-plated soft copper wire				
Insulation outer diameter (mm)	0.88				
Outer diameter (mm)	7.5	8.0	8.9	9.5	10.4
	tolerance: ±0.3			tolerance: ±0.5	
Insulation/sheath materials	Lead free heat resistant PVC				
Conductor resistance (Ω/m)	Max. 0.232				
Insulation resistance	100MΩ·km or more				
Withstand voltage	AC 500V / min.				
UL standard (cable part)	UL STYLE 2464 80°C 300V				

- No. of cores: 20 / 26 / 34 / 40 / 50
- MIL connector / FCN connector
- Straight type / Angled type (LA1: Left-angled type LA2: Right-angled type)

Part No.	No. of cores	Fig.	Type		JUST CABLE	Page
			CN1	CN2		
KB20N-1H1H-※MB	20		MIL connector	MIL connector	○	4
KB26N-1H1H-※MB	26					4
KB34N-1H1H-※MB	34					4
KB40N-1H1H-※MB	40					5
KB50N-1H1H-※MB	50					5
KB20N-1 T1 T-※MB	20		MIL connector	MIL connector		6
KB40N-1 T1 T-※MB	40					6
KB50N-1 T1 T-※MB	50					6
KB40N-4F4F-※MB	40		FCN connector	FCN connector	○	7
KB40N-4F4F-LA1-※MB	40					7
KB40N-4F4F-LA2-※MB	40					7
KB40N-4F1H-※MB	40		FCN connector	MIL connector	○	8
KB40N-4F1H-LA1-※MB	40					8
KB40N-4F1H-LA2-※MB	40					8

Unshielded I/O Cables



KB□N-1H1H-※MB

Order Format

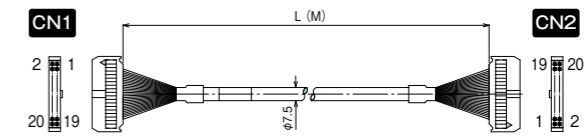
KB20N-1H1H-※MB



※0.2~20m (with 0.1m increments)

L (M)	※
0.2m	0.2
0.3m	0.3
:	:
19.9m	19.9
20m	20

Cable weight 60 (g/1M) * L (M)
+Other parts weight 15g



CN1
Maker : HIROSE ELECTRIC
Model No. : HIF3BA-20D-2.54R

CN2
Maker : HIROSE ELECTRIC
Model No. : HIF3BA-20D-2.54R

Connecting diagram

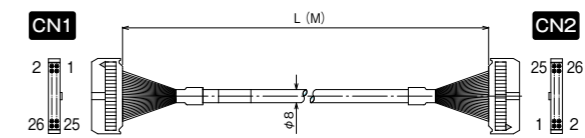
CN1	CN2
1	1
2	2
3	3
4	4
5	5
6	6
7	7
8	8
9	9
10	10
11	11
12	12
13	13
14	14
15	15
16	16
17	17
18	18
19	19
20	20

Order Format

KB26N-1H1H-※MB



L (M)	※	weight
0.5m	0.5	55g
1m	1	90g
1.5m	1.5	125g
2m	2	160g
3m	3	230g
5m	5	380g



CN1
Maker : HIROSE ELECTRIC
Model No. : HIF3BA-26D-2.54R

CN2
Maker : HIROSE ELECTRIC
Model No. : HIF3BA-26D-2.54R

Connecting diagram

CN1	CN2
1	1
2	2
3	3
4	4
5	5
6	6
7	7
8	8
9	9
10	10
11	11
12	12
13	13
14	14
15	15
16	16
17	17
18	18
19	19
20	20
21	21
22	22
23	23
24	24
25	25
26	26

Order Format

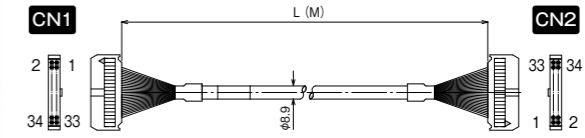
KB34N-1H1H-※MB



※0.2~20m (with 0.1m increments)

L (M)	※
0.2m	0.2
0.3m	0.3
:	:
19.9m	19.9
20m	20

Cable weight 85 (g/1M) * L (M)
+Other parts weight 25g



CN1
Maker : HIROSE ELECTRIC
Model No. : HIF3BA-34D-2.54R

CN2
Maker : HIROSE ELECTRIC
Model No. : HIF3BA-34D-2.54R

Connecting diagram

CN1	CN2
1	1
2	2
3	3
4	4
5	5
6	6
7	7
8	8
9	9
10	10
11	11
12	12
13	13
14	14
15	15
16	16
17	17
18	18
19	19
20	20
21	21
22	22
23	23
24	24
25	25
26	26
27	27
28	28
29	29
30	30
31	31
32	32
33	33
34	34