


Shielded I/O Cables



Specifications

No. of cores	20	26	34	40	50
Construction (No./mm)	7/0.127(AWG28) Material: Tin-plated soft copper wire				
Insulation outer diameter (mm)	0.88				
Outer diameter (mm)	8.1	8.6	9.5	10.1	11.4
	tolerance: ±0.3			tolerance: ±0.5	
Insulation/sheath materials	Lead free heat resistant PVC				
Conductor resistance (Ω/m)	Max. 0.232				
Insulation resistance	100MΩ·km or more				
Withstand voltage	AC 500V / min.				
UL standard (cable part)	UL STYLE 2464 80°C 300V				

- No. of cores: 20 / 26 / 34 / 40 / 50
- MIL connector / FCN connector / 3M connector / D-SUB connector / MR connector / 57FE connector
- Straight type / Angled type (LA1: Left-angled type LA2: Right-angled type)

Part No.	No. of cores	Fig.	Type		Page
			CN1	CN2	
KBS-1H20-※MB	20		MIL connector	MIL connector	10
KBS-1H26-※MB	26		MIL connector	MIL connector	10
KBS-1H34-※MB	34		MIL connector	MIL connector	10
KBS-1H40-※MB	40		MIL connector	MIL connector	11
KBS-1H50-※MB	50		MIL connector	MIL connector	11
KBS-1T20-※MB	20		MIL connector	MIL connector	12
KBS-1T40-※MB	40		MIL connector	MIL connector	12
KBS-1T50-※MB	50		MIL connector	MIL connector	12
F7J40-28SV-※MB	40		FCN connector	FCN connector	13
KB40S-4F4F-LA1-※MB	40		FCN connector (Left-angled)	FCN connector	13
KB40S-4F1H-※MB	40		FCN connector	MIL connector	14
KB40S-4F1H-LA1-※MB	40		FCN connector	MIL connector	14
KBS-10S20-F-※MB	20		MDR connector	MDR connector	15
KBS-10S26-F-※MB	26		MDR connector	MDR connector	15
KBS-10S36-F-※MB	36		MDR connector	MDR connector	16
KBS-10S50-F-※MB	50		MDR connector	MDR connector	16
KBS-3H25A-※MB	25		D-SUB connector	D-SUB connector	17
KBS-3H25B-※MB		17			
KBS-3H37A-※MB	37		D-SUB connector	D-SUB connector	18
KBS-3H37B-※MB		18			
KBS-2M50A-※MB	50		MR connector	MR connector	19
KBS-2M50AB-※MB	50		MR connector	MR connector	19
KBS-9D50-※MB	50		57FE connector	57FE connector	20

Shielded I/O Cables



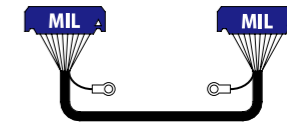
KBS-1H□-※MB

Order Format

KBS-1H20-※MB

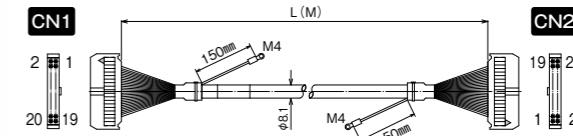


L (M)	※	weight
0.5m	0.5	70g
1m	1	110g
1.5m	1.5	155g
2m	2	195g
3m	3	280g
5m	5	450g



Connecting diagram

CN1	CN2
1	1
2	2
3	3
4	4
5	5
6	6
7	7
8	8
9	9
10	10
11	11
12	12
13	13
14	14
15	15
16	16
17	17
18	18
19	19
20	20



CN1
Maker : HIROSE ELECTRIC
Model No. : HIF3BA-20D-2.54R

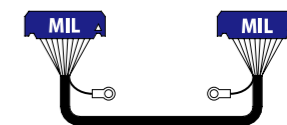
CN2
Maker : HIROSE ELECTRIC
Model No. : HIF3BA-20D-2.54R

Order Format

KBS-1H26-※MB

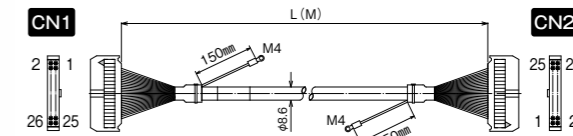


L (M)	※	weight
0.5m	0.5	80g
1m	1	125g
1.5m	1.5	175g
2m	2	220g
3m	3	315g
5m	5	505g



Connecting diagram

CN1	CN2
1	1
2	2
3	3
4	4
5	5
6	6
7	7
8	8
9	9
10	10
11	11
12	12
13	13
14	14
15	15
16	16
17	17
18	18
19	19
20	20
21	21
22	22
23	23
24	24
25	25
26	26



CN1
Maker : HIROSE ELECTRIC
Model No. : HIF3BA-26D-2.54R

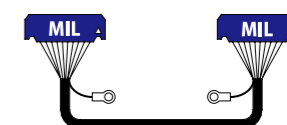
CN2
Maker : HIROSE ELECTRIC
Model No. : HIF3BA-26D-2.54R

Order Format

KBS-1H34-※MB

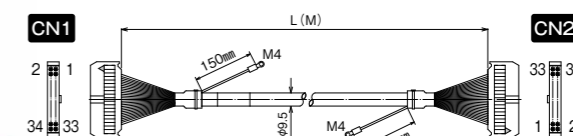


L (M)	※	weight
0.5m	0.5	95g
1m	1	150g
1.5m	1.5	210g
2m	2	265g
3m	3	380g
5m	5	610g



Connecting diagram

CN1	CN2
1	1
2	2
3	3
4	4
5	5
6	6
7	7
8	8
9	9
10	10
11	11
12	12
13	13
14	14
15	15
16	16
17	17
18	18
19	19
20	20
21	21
22	22
23	23
24	24
25	25
26	26
27	27
28	28
29	29
30	30
31	31
32	32
33	33
34	34



CN1
Maker : HIROSE ELECTRIC
Model No. : HIF3BA-34D-2.54R

CN2
Maker : HIROSE ELECTRIC
Model No. : HIF3BA-34D-2.54R